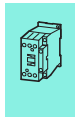

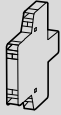
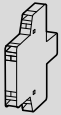







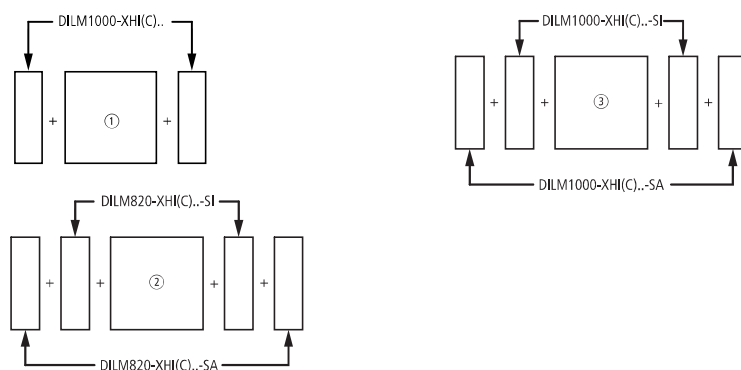
Engineering



								
	DILM1000-XHI(V)11-SI	DILM820-XHI(V)11-SI	DILM1000-XHI(V)11-SA	DILM820-XHI(V)11-SA	DILM150-XHI20 DILM150-XHI11 DILM150-XHI02	DILM150-XHI40 DILM150-XHI31 DILM150-XHI(V)22 DILM150-XHI13 DILM150-XHI04	DILM150-XHI11	DILM150-XHIA22
DILM40	2 x	—	—	—	—	—	1 x	—
... DILM72	—	—	2 x	—	1 x	—	—	—
	1 x	—	—	—	—	—	—	1 x
	—	—	1 x	—	—	1 x	—	—
DILM80	2 x	—	2 x	—	—	—	—	—
... DILM170	2 x	—	—	—	—	—	—	1 x
	2 x	—	—	—	—	—	1 x	—
	—	—	2 x	—	—	1 x	—	—
	—	—	2 x	—	1 x	—	—	—
DILM185A	2 x	—	2 x	—	—	—	—	—
DILM222A	2 x	—	—	—	—	—	—	—
DILM250	—	2 x	—	2 x	—	—	—	—
DILM1600	—	—	—	—	—	—	—	—
DILH1400	—	2 x	—	2 x	—	—	—	—
... DILH2600	—	—	—	—	—	—	—	—

Notes

Side mounting auxiliary contacts



- ① DILM40 – DILM72
 ② DILM250 – DILH2600
 ③ DILM80-DILM225A

- Interlocked opposing contacts according to IEC/EN 60947-5-1 Annex L, inside the auxiliary contact module (not N/O early close and N/C late open)
- Auxiliary contacts can be used as mirror contacts according to IEC/EN 60947-4-1, Annex F (not N/C late open)
- No auxiliary contact is possible between two contactors with mechanical interlock.
- 2 auxiliary contacts DILM820-XHI11-SI are already built into the contactors DILM250 to DILH2600/22.
- 2 DILM1000-XHI11-SI auxiliary contacts are already installed in DILM185A and DILH225A contactors.